

# Activity Sheet Answer Key

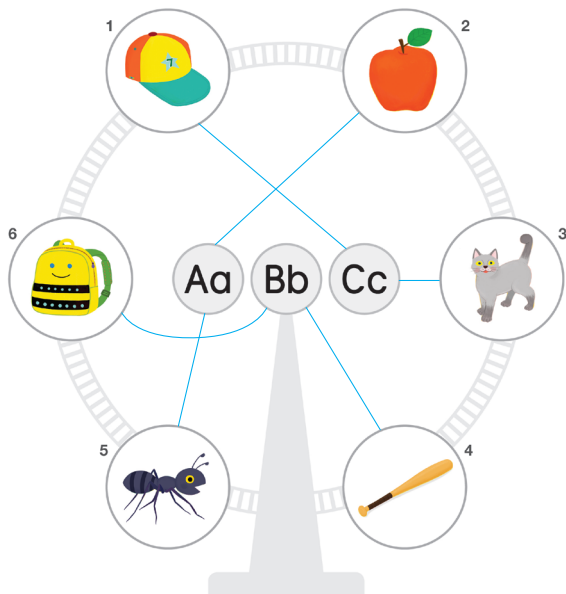
## Unit 1- Unit 4

### Speed Phonics 1

#### Activity Sheet Unit 1 Aa Bb Cc

Name \_\_\_\_\_

• Look and match.



**Instructions** 1. Look at the pictures and match them with the correct letter pairs.  
2. Read the target sounds and words out loud (e.g. /a/ /a/ apple).


88 © 2015 © future Photocopiable

### Speed Phonics 1

#### Activity Sheet Unit 2 Dd Ee Ff

Name \_\_\_\_\_

• Cut and paste.



**Instructions** 1. Cut and paste the letter pairs on the correct pictures.  
2. Read the target sounds and words out loud (e.g. /d/ /d/ dog).


89 © 2015 © future Photocopiable

### Speed Phonics 1

#### Activity Sheet Unit 3 Gg Hh Ii Jj

Name \_\_\_\_\_

• Look and circle.



**Instructions** 1. Circle the letter pairs that match the pictures.  
2. Read the target sounds and words out loud (e.g. /i/ /i/ igloo).

90 © 2015 © future Photocopiable

### Speed Phonics 1

#### Activity Sheet Unit 4 Kk Ll Mm Nn

Name \_\_\_\_\_

• Trace and circle.



**Instructions** 1. Trace the letter pairs.  
2. Circle the pictures with the same beginning sounds.  
3. Read the target sounds and words out loud for the circled pictures (e.g. /k/ /k/ key).

91 © 2015 © future Photocopiable

# Unit 5- Review 1

## Speed Phonics 1

### Activity Sheet

### Unit 5 Oo Pp Qq Rr

Name \_\_\_\_\_

• Look and match.

Instructions 1. Look at the pictures and match them with the correct letter pairs.  
2. Read the target sounds and words out loud (e.g. /r/ /r/ ring).

92 © 2015 © future Photocopiable

## Speed Phonics 1

### Activity Sheet

### Unit 6 Ss Tt Uu Vv

Name \_\_\_\_\_

• Cut and paste.

<b>Ss</b>	<b>Tt</b>	<b>Uu</b>	<b>Vv</b>

Instructions 1. Cut and paste the pictures under the correct letter pairs.  
2. Read the target sounds and words out loud (e.g. /s/ /s/ sand).

© 2015 © future Photocopiable 93

## Speed Phonics 1

### Activity Sheet

### Unit 7 Ww Xx Yy Zz

Name \_\_\_\_\_

• Trace and match.

Instructions 1. Trace the letters. 2. Match the uppercase letters with the lowercase letters.  
3. Match the letters with the correct pictures. 4. Read the target sounds and words out loud (e.g. /w/ /w/ watch).

94 © 2015 © future Photocopiable

## Speed Phonics 1

### Activity Sheet

### Review 1 Single Letter Sounds

Name \_\_\_\_\_

• Write and make.

<b>My Mini Book</b> Name: _____		 Aa	 Bb
 Cc	 Dd	 Ee	 Ff
 Gg	 Hh	 Ii	 Jj

© 2015 © future Photocopiable 95

 Kk	 Ll	 Mm	 Nn
 Oo	 Pp	 Qq	 Rr
 Ss	 Tt	 Uu	 Vv
 Ww	 Xx	 Yy	 Zz

**Instructions** 1. Write the beginning uppercase and lowercase letters of each word (ending letter for the Xx word).  
2. Cut out the cards and put them in alphabetical order. 3. Staple the cards together to make a mini book.

96 © 2015 © future Photocopiable









## Speed Phonics 1

## Activity Sheet

## Unit 8 Short Vowel a

Name \_\_\_\_\_

• Look and circle.

1  c an at	2  d ap ad
3  m ad at	4  c ap an
5  p ad an	6  c at ap
7  s ad at	8  m an ap

**Instructions** 1. Look at the pictures and circle the correct V-C combinations to complete the words.  
2. Read the target sounds and words out loud (e.g. /an/ can).

© 2015 © future Photocopiable 97

## Speed Phonics 1

## Activity Sheet

## Unit 9 Short Vowel e

Name \_\_\_\_\_

• Cut, paste, and write.

1 hen 	2 net 	3 vet 	4 red 
5 jet 	6 bed 	7 pen 	8 wet 

**Instructions** 1. Cut and paste the pictures in the correct boxes. 2. Write the V-C combinations.  
3. Read the target sounds and words out loud (e.g. /en/ hen).

98 © 2015 © future Photocopiable









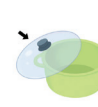



## Speed Phonics 1

## Activity Sheet

## Unit 10 Short Vowel i

Name \_\_\_\_\_

• Cross out the odd one.

1 -ip   	2 -it   
3 -id   	4 -in   

**Instructions** 1. Cross out the pictures that do not have the same target sounds.  
2. Read the target sounds and words out loud (e.g. /ip/ hip).

© 2015 © future Photocopiable 99

## Unit 11- Review 2

### Speed Phonics 1

#### Activity Sheet Unit 11 Short Vowel o

Name \_\_\_\_\_

• Cut and paste.

1    <b>og</b>	2  f <b>ox</b>
3  m <b>op</b>	4  h <b>ot</b>
5  h <b>op</b>	6  d <b>og</b>
7  b <b>ox</b>	8  p <b>ot</b>

**Instructions** 1. Cut and paste the V-C combinations in the correct boxes.  
2. Read the target sounds and words out loud (e.g. /og/ /log/).





100 © 2015 © future Photocopiable

### Speed Phonics 1

#### Activity Sheet Unit 12 Short Vowel u

Name \_\_\_\_\_





• Match and write.

1  <b>rug</b>	2  <b>sun</b>	3  <b>nut</b>	4  <b>pup</b>
--	--	--	--

ug	up	un	ut
----	----	----	----

5  <b>cut</b>	6  <b>run</b>	7  <b>cup</b>	8  <b>bug</b>
--	--	--	--

**Instructions** 1. Look at the pictures and match them with the correct V-C combinations.  
2. Write the V-C combinations to complete the words. 3. Read the target sounds and words out loud (e.g. /ug/ /rug/).

© 2015 © future Photocopiable 101







### Speed Phonics 1

#### Activity Sheet Review 2 Short Vowels

Name \_\_\_\_\_

• Cut, paste, and write.

\*The order of answers may vary.

-a-	 cap	 pan	 sad	 mat
-e-	 jet	 bed	 pen	
-i-	 hit	 rip	 pin	 kid
-o-	 hot	 log	 mop	 box
-u-	 bug	 nut	 cup	 sun

102 © 2015 © future Photocopiable

## Memo

