



Placement Test Information

The **School Phonics Placement Test** has been designed to help teachers accurately place students into the appropriate level of the series by evaluating students' existing knowledge of phonics.

The test questions come directly from the School Phonics series. The test is divided into two sections:

Part 1 - Listening (20 questions)

Part 2 - Reading and Writing (20 questions)

This paper-based test has been designed to be photocopiable, and it is also printable from the Digital Teacher's Manual CD.



How to Administer the Placement Test

- 1 Print or photocopy the test pages.
- 2 Make sure students are comfortable and know how to complete the questions. Younger students may need assistance.
- 3 Once students have finished the test, use the scoring rubric to place them in the most appropriate classes. Each question is worth 1 point.



Scoring Rubric

























Score	Recommended Level of School Phonics
0-14	School Phonics 1 is recommended.
15-21	School Phonics 2 is recommended.
22-28	School Phonics 3 is recommended.
29-35	School Phonics 4 is recommended.
36-40	The student is ready for a higher-level course. Visit www.e-future-elt.com to view the higher-level courses available from e-future.

Placement Test




Name: _____ Score: _____ /40

Part 1. Listening







- Listen and check the correct picture-words. **Track 01**

<p>E.g.</p> 	<p><input checked="" type="checkbox"/> </p>	<p>b </p>	<p>c </p>
<p>1</p> 	<p>a </p>	<p>b </p>	<p>c </p>
<p>2</p> 	<p>a </p>	<p>b </p>	<p>c </p>
<p>3</p> 	<p>a </p>	<p>b </p>	<p>c </p>
<p>4</p> 	<p>a </p>	<p>b </p>	<p>c </p>
<p>5</p> 	<p>a </p>	<p>b </p>	<p>c </p>

• Listen and check the correct ending sounds. **Track 02**

E.g. 	<input checked="" type="radio"/> -ed	<input type="radio"/> -id	<input type="radio"/> -an
6 	<input type="radio"/> -ap	<input type="radio"/> -ad	<input type="radio"/> -am
7 	<input type="radio"/> -ip	<input type="radio"/> -it	<input type="radio"/> -ix
8 	<input type="radio"/> -op	<input type="radio"/> -ob	<input type="radio"/> -od
9 	<input type="radio"/> -ug	<input type="radio"/> -ub	<input type="radio"/> -ud
10 	<input type="radio"/> -et	<input type="radio"/> -ed	<input type="radio"/> -en

• Listen and check the correct sounds. **Track 03**







<p>E.g. </p> <p><input type="radio"/> <input checked="" type="radio"/> <input type="radio"/></p>	<p>11 </p> <p><input type="radio"/> <input type="radio"/> <input type="radio"/></p>	<p>12 </p> <p><input type="radio"/> <input type="radio"/> <input type="radio"/></p>
<p>13 </p> <p><input type="radio"/> <input type="radio"/> <input type="radio"/></p>	<p>14 </p> <p><input type="radio"/> <input type="radio"/> <input type="radio"/></p>	<p>15 </p> <p><input type="radio"/> <input type="radio"/> <input type="radio"/></p>

- Listen and check the correct words. **Track 04**



E.g. 	a seal	b sea	c  seed
16 	a nail	b goat	c rain
17 	a window	b crown	c cloud
18 	a field	b fork	c farmer
19 	a boil	b boy	c book
20 	a shirt	b play	c singer



Part 2. Reading and Writing



- Circle the correct beginning letters.



E.g. 	Aa Bb Cc	21 	Li Hh Ii	22 	Rr Ss Tt
23 	Uu Vv Ww	24 	Jj Kk Gg	25 	Oo Pp Qq

● Check the correct picture-words.



E.g. log	
a 	b 

26 dam	
a 	b 


27 fin	
a 	b 

28 cop	
a 	b 


29 mug	
a 	b 


30 pen	
a 	b 

● Circle the correct sounds and write the words.


E.g. 	ide
	ube
ride	

31 	ake
	ape

32 	ole
	ope

33 	pr
	fr

34 	ng
	nk

35 	ph
	wh

• Check the correct picture-words.

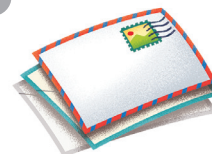
E.g.

ea

a



c



36

ou

a



b



c



37

oo

a



b



c



38

ie

a



b



c



39

ur

a



b



c



40

ay

a



b



c

