






Do a role play.

Instructions

1. Make groups of five students.
2. Assign a character role to each student from the cast list.
3. Make stick puppets using the pictures of each character on the page following the playlet script.
4. Give groups time to practice the playlet.
5. Have groups present the playlet in front of the class.


Cast

Woman	Man	Boy	Girl	Guard
				

Scene 1 I'm Trying to Sleep!

People hear the loud snoring sound, wake up, and open their windows.

 : We can't sleep!

 : Who is snoring?

People leave their homes and go out onto the street.

 : Where is the snoring coming from?


 : It's coming from the castle.

 : Let's go and stop the snoring.

People march to the castle.


Scene 2 Who is Snoring?

People bang on the gate.

 : Open the gate!

 : Oh no! People are angry.

The guard runs away and people enter the castle.

 : Who is snoring?

 : [scaredly] Maybe it's a bear!

 : [scaredly] Maybe it's a lion!

 : [scaredly] Maybe it's a monster!

People enter the bedroom and see a little dragon.

 : [surprisedly] Huh?

 : [surprisedly] Oh, it's a little dragon!

 : Shh! Let the dragon sleep.

Stick Puppets

Cut out the character pictures below and attach wooden sticks onto the back of each.

