

● Write and make.




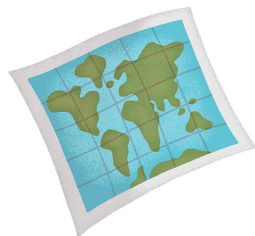
My Mini Book 2


(Jj - Rr)

Name: _____

























Instructions

1. Look at the picture-words and write the beginning uppercase and lowercase letters of each word.
2. Cut out the cards.
3. Put the cards in alphabetical order.
4. Staple the cards together to make a mini book.
5. Read the target letter sounds and picture-words out loud (e.g. /j/ /j/ jet).